

Catalog Number	Type
Project Name	

AE8306

7" x 3" Ellipse Asymmetric Indirect with Side Lens (T8 or T5HO Lamps)

Corridors • Offices • Lobbies
Atriums • Conference Rooms



*Shown with optional Contoured End

S P E C I F I C A T I O N S

Housing

Constructed of one-piece .110" thick extruded aluminum. Standard lengths are available up to 16' long in one section. Provisions may be made for continuous rows of any length. Cast aluminum end plates are secured with no visible fasteners.

Optical Control

Formed white enamel aluminum reflector, combined with a linear prismatic side lens providing efficient indirect asymmetric illumination and a softly lit edge.

Ballast

CBM-ETL certified, Class P, HPF, Electronic, <10% THD for T5 and T5HO lamps and <20% THD for T8 lamps. Voltage as specified.

Reflector

Die-formed from .025" aluminum, and finished with a high reflectance white polyester powder coat.

Finish

Standard and premium finishes are baked powder coat electrostatically applied (2.0 mil minimum thickness) to assure aesthetics and durability.

Circuitry

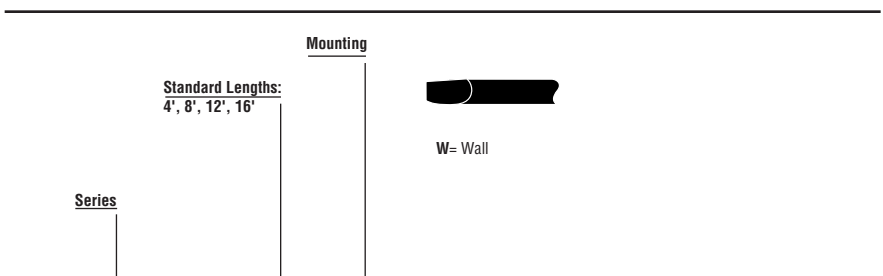
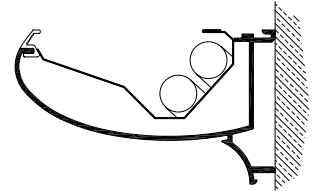
All fixtures are factory pre-wired for a single circuit. Provision for multiple switching is optional.

Contoured End (Optional)

One piece cast aluminum finished to match fixture housing.

Certification

All fixtures are U.L. and C.U.L. listed for use in "Dry Applications". "Damp Location" listing is optional.



AE8306-12-W-SL-F01G-V-T8-[]

Optical Control	Standard Finish	Voltage	Lamp Type	Options
SL Side Lens	F01G Gloss White Premium Finishes F01M Matte White F02 Ivory F03 Stonewash F04 Carmel F05 Gray Day F06 Pebble Beach F07 Steel F08 Gray Seal F09 Mocha F10 Bronzed F11 Black	120 277	T8 T5HO	<10% Less than 10% THD ballast for T8 lamp EM Emergency battery pack 2Ckt Two circuit wiring Dim Dimming FS Fusing CE Contoured end
	F12 Ultrasonic Clear F13 Merlot F14 Red Skies F15 Lemon F16 Forest Hunter F17 Olive F18 Khaki F19 Heather Green F20 Blue Print F21 Reflex Blue F22 Navy FCC=Custom Color			



AE8306

7" x 3" Ellipse Asymmetric Indirect with Side Lens (T8 or T5HO Lamps)

T8 Lamps

Catalog Number: AE8306-4-X-SL-F01-120-T8

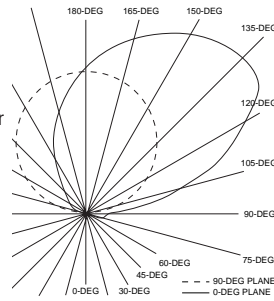
Report Number: LTL #06088.ies

Luminaire Description: Extruded Aluminum Housing, White Enamel Aluminum Reflector

Optical Control: Side Lens

Lamps: Two F32T8/TL841 Rated at 2850 Lumens each

Total Luminaire Efficiency = 66.9%
98% Up 2% Down



T5HO Lamps

Catalog Number: AE8306-4-X-SL-F01-120-T5HO

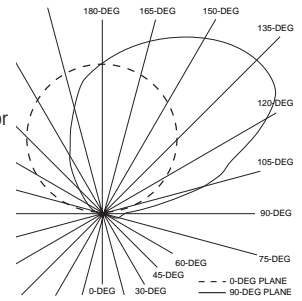
Report Number: LTL #06086.ies

Luminaire Description: Extruded Aluminum Housing, White Enamel Aluminum Reflector

Optical Control: Side Lens

Lamps: Two FP54/830/HO Rated at 4400 Lumens each

Total Luminaire Efficiency = 75.0%
98% Up 2% Down



CANDELA DISTRIBUTION LUMENS

	0.0	22.5	45.0	67.5	90.0	112.5	135.0	157.5	180.0
0	0	0	0	0	0	0	0	0	0
5	0	0	0	0	0	0	0	0	0
15	0	0	0	0	0	0	0	0	0
25	0	0	0	0	0	0	0	0	0
35	0	0	0	0	0	0	0	0	0
45	0	0	0	0	0	0	0	0	0
55	7	9	0	0	0	0	0	0	2
65	46	42	17	0	0	0	0	0	10
75	102	89	44	0	0	0	0	0	25
85	147	117	55	5	0	0	0	0	34
90	148	117	55	7	0	0	0	0	0
95	290	294	236	174	42	18	9	7	10
105	706	746	713	581	223	63	58	64	68
115	1160	1174	1110	816	411	161	99	94	98
125	1539	1503	1288	952	580	305	176	138	135
135	1621	1552	1346	1040	728	473	298	234	228
145	1573	1502	1335	1096	848	632	469	367	357
155	1458	1401	1287	1120	942	783	653	569	562
165	1327	1284	1217	1114	1008	910	828	769	774
175	1157	1132	1111	1073	1042	1006	982	959	972
180	1048	1048	1048	1048	1048	1048	1048	1048	1048

CANDELA DISTRIBUTION LUMENS

	0.0	22.5	45.0	67.5	90.0	112.5	135.0	157.5	180.0
0	0	0	0	0	0	0	0	0	0
5	0	0	0	0	0	0	0	0	0
15	0	0	0	0	0	0	0	0	0
25	0	0	0	0	0	0	0	0	0
35	0	0	0	0	0	0	0	0	0
45	2	0	0	0	0	0	0	0	0
55	23	20	5	0	0	0	0	0	4
65	80	73	39	0	0	0	0	0	20
75	183	161	85	3	0	0	0	0	44
85	247	206	101	11	0	0	0	0	60
90	247	211	101	16	0	0	0	0	0
95	470	458	362	328	73	39	22	15	16
105	1303	1346	1209	1060	427	107	101	107	115
115	1962	2044	1938	1421	778	301	168	158	161
125	2619	2535	2184	1631	1076	540	326	241	235
135	2703	2596	2264	1771	1323	801	550	431	418
145	2620	2514	2235	1868	1529	1106	785	669	657
155	2424	2339	2159	1917	1684	1415	1102	935	922
165	2215	2163	2064	1932	1795	1650	1485	1353	1359
175	1993	1962	1934	1889	1850	1801	1763	1731	1750
180	1860	1860	1860	1860	1860	1860	1860	1860	1860

COEFFICIENTS OF UTILIZATION - ZONAL CAVITY METHOD

Effective Floor Cavity Reflectance 0.20

RC	80			70			50			30			10			0		
	RW	70	50	30	10	70	50	30	10	50	30	10	50	30	10	0		
0	64	64	64	64	55	55	55	55	38	38	38	22	22	22	8	8	8	1
1	58	55	53	50	50	47	45	43	33	31	30	19	18	18	7	6	6	1
2	53	48	44	41	45	41	38	35	28	26	25	17	16	15	6	5	5	0
3	48	42	37	34	41	36	32	29	25	23	21	14	13	12	5	4	4	0
4	44	37	32	28	37	32	28	25	22	19	17	13	11	10	4	4	3	0
5	40	33	28	24	34	28	24	21	19	17	15	11	10	9	4	3	3	0
6	37	29	24	21	31	25	21	18	17	15	13	10	9	8	3	3	3	0
7	34	26	21	18	29	22	18	15	16	13	11	9	8	7	3	3	2	0
8	31	23	19	15	26	20	16	13	14	11	10	8	7	6	3	2	2	0
9	29	21	17	13	25	18	14	12	13	10	8	8	6	5	3	2	2	0
10	27	19	15	12	23	17	13	10	12	9	7	7	5	4	2	2	1	0

NOTE:

The Zonal Cavity calculation technique is accurate when luminaires with symmetric candela distributions are employed and when the luminaires are located symmetrically throughout the room. This unit has special characteristics and therefore the Coefficients of Utilization should be used with caution. Consult your local factory representative for specific application assistance.

COEFFICIENTS OF UTILIZATION - ZONAL CAVITY METHOD

Effective Floor Cavity Reflectance 0.20

RC	80			70			50			30			10			0		
	RW	70	50	30	10	70	50	30	10	50	30	10	50	30	10	0		
0	72	72	72	72	62	62	62	62	42	42	42	25	25	25	9	9	9	1
1	65	62	59	56	56	53	51	49	36	35	34	21	21	20	7	7	7	1
2	59	54	49	46	50	46	43	40	32	30	28	19	17	16	6	6	6	0
3	54	47	42	38	46	40	36	33	28	25	23	16	15	14	5	5	5	0
4	49	41	36	32	42	36	31	28	25	22	19	14	13	12	5	4	4	0
5	45	37	31	27	38	31	27	23	22	19	17	13	11	10	4	4	3	0
6	41	33	27	23	35	28	23	20	19	16	14	11	10	8	4	3	3	0
7	38	29	24	20	32	25	21	17	17	14	12	10	9	7	3	3	2	0
8	35	26	21	17	30	23	18	15	16	13	11	9	8	6	3	3	2	0
9	32	24	19	15	28	21	16	13	14	11	9	8	7	6	3	2	2	0
10	30	22	17	13	26	19	14	12	13	10	8	8	6	5	3	2	2	0

NOTE:

The Zonal Cavity calculation technique is accurate when luminaires with symmetric candela distributions are employed and when the luminaires are located symmetrically throughout the room. This unit has special characteristics and therefore the Coefficients of Utilization should be used with caution. Consult your local factory representative for specific application assistance.

