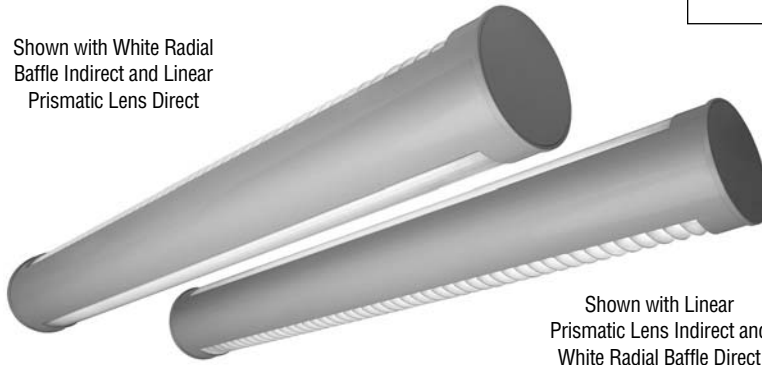


Round Series

Shown with White Radial Baffle Indirect and Linear Prismatic Lens Direct



Shown with Linear Prismatic Lens Indirect and White Radial Baffle Direct

Catalog Number	Type
Project Name	

AR609 • AR617

6³/₄" Round Indirect/Direct
85° Indirect Aperture
85° Direct Aperture
(T8, T5 or T5HO Lamps)

S P E C I F I C A T I O N S

Housing

Two-piece .125" thick extruded aluminum. Die-cast aluminum end plates are secured with no visible fasteners. Standard lengths are 4', 8' and 12'. Provisions may be made for patterns and continuous rows of any length.

Finish

Standard and premium finishes are baked powder coat electrostatically applied (2.0 mil minimum thickness) to assure aesthetics and durability. Standard finish for stems and canopies is white.

Indirect Optical Controls

- (LP) Clear extruded 100% DR acrylic linear prismatic lens
- (BW) One-piece white aluminum radial baffle
- (WD) Clear extruded 100% DR acrylic linear prismatic wide distribution lens
- (OP) Open

Direct Optical Controls

- (LP) Clear extruded 100% DR acrylic linear prismatic lens
- (WD) Clear extruded 100% DR acrylic linear prismatic wide distribution lens

- (BW) One-piece white aluminum radial baffle

Reflectors

Die-formed from .020" thick aluminum and finished with a high reflectance white enamel.

Ballast

Standard ballasts for T5 and T5HO lamps are UL/CUL listed, Class P, HPF, electronic, universal 120/277volt, programmed rapid start with <10% THD.

Standard ballasts for T8 lamps are UL/CUL listed, Class P, HPF, electronic, universal 120/277volt, instant start with <10% THD.

Circuitry

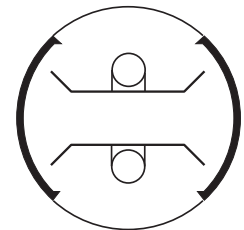
All fixtures are factory pre-wired for a single circuit. Provision for multiple switching/circuiting is optional.

Controls

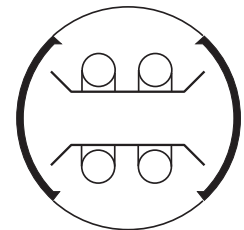
Contact factory for control by Occupancy Sensors, Photo Controls and Daylight Harvesting.

Certification

All fixtures are UL/CUL listed for use in 'Dry Applications'. 'Damp Location' is optional.



AR609



AR617

Standard Lengths:
4', 8' and 12'

Mounting

- CN = Cable (Non-Tbar) Fully Adjustable (36" Standard)
- P = Rigid Stem (Up to 48" Standard)
- K = Swivel Stem (Up to 48" Standard)
- W = Wall
- T = Telescoping End

Series
AR609
AR617

AR609-12-CN-LP/LP-F01M-V-T8-[]

Indirect Optical Controls

- LP**
Linear Prismatic Lens
- BW**
White Radial Baffle
- WD**
Wide Distribution Lens (AR609 only)
- OP**
Open

Direct Optical Controls

- LP**
Linear Prismatic Lens
- WD**
Wide Distribution Lens (AR609 only)
- BW**
White Radial Baffle

Standard Finishes

- F01M Matte White
- F01G Gloss White
- Premium Finishes**
- F02 Ivory
- F03 Stonewash
- F04 Camel
- F05 Gray Day
- F06 Pebble Beach
- F07 Steel
- F08 Gray Seal
- F09 Mocha
- F10 Bronzed
- F11 Black
- F12 Ultrasonic Clear

- F13 Merlot
- F14 Red Skies
- F15 Lemon
- F16 Forest Hunter
- F17 Olive
- F18 Khaki
- F19 Heather Green
- F20 Blue Print
- F21 Reflex Blue
- F22 Navy
- FCC Custom Color

Voltage

- 120 T8
- 277 T5
- 347 T5HO

Lamp Type

- T8
- T5
- T5HO

Options

- SS-U/L** (Upper/Lower) Lamp Row Switching (Common Neutral Utilized)
- NLCKT** Separate Night Light Circuit
- EMCKT** Separate Emergency Circuit
- EBPL** Emergency Battery Pack (635-700 Lumens)
- EBPH** Emergency Battery Pack (975-1325 Lumens)
- Dim** Dimming
- FS** Fused Ballasts
- GTD** Generator Transfer Device

To view Wood Grain, Marble and Granite Finishes on our Website see "Products"->"Specialty Finishes".



AR609

6 3/4" Round Indirect/Direct

Linear Prismatic Lens — Indirect

Wide Distribution Lens — Direct

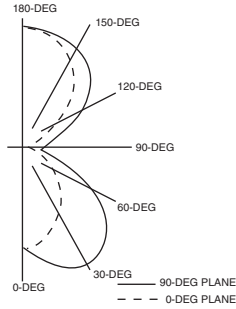
Catalog Number: AR609-4-X-LP/WD-F01-120-T12

Report Number: LTL #00751.ies

Luminaire Description: Extruded Aluminum Housing,
White Enamel Reflectors

Lamps: Two F40T12/CW rated at
3150 lumens each

Spacing Criteria: 0° 90°
1.2 1.8



CANDELA DISTRIBUTION		LUMENS				
	0.0	22.5	45.0	67.5	90.0	
0	439	439	439	439	439	
5	431	437	445	451	453	43
15	409	432	476	512	524	134
25	367	422	504	549	565	225
35	312	400	500	563	582	299
45	247	361	476	526	534	338
55	182	306	402	430	434	323
65	117	220	284	287	280	244
75	50	103	130	119	115	118
85	5	32	71	86	86	66
90	0	31	75	92	94	
95	6	35	83	97	100	75
105	47	85	135	152	155	126
115	139	169	220	241	245	204
125	245	269	312	339	346	272
135	335	355	390	421	429	298
145	407	423	451	473	481	281
155	464	473	492	506	512	226
165	502	507	513	523	525	145
175	521	523	525	527	527	50
180	525	525	525	525	525	

COEFFICIENTS OF UTILIZATION - ZONAL CAVITY METHOD

Effective Floor Cavity Reflectance 0.20

RC	80			70			50			30			10			0					
	RW	70	50	30	10	0	70	50	30	10	0	50	30	10	0	50	30	10	0		
0	59	59	59	59	55	55	55	46	46	46	39	39	39	32	32	32	28				
1	54	51	49	47	50	48	46	44	40	39	38	34	33	32	28	27	27	24			
2	49	45	41	39	45	42	39	36	35	33	31	30	28	27	24	23	22	20			
3	45	39	35	32	41	37	33	30	31	29	26	26	24	23	22	20	19	17			
4	41	35	30	27	38	32	28	25	28	25	22	23	21	19	19	18	16	14			
5	37	31	26	23	34	28	24	21	24	21	19	20	18	16	17	15	14	12			
6	34	27	23	19	31	25	21	18	22	18	16	18	16	14	15	13	12	10			
7	31	24	20	17	29	23	19	16	19	16	14	16	14	12	14	12	10	9			
8	29	22	17	14	26	20	16	13	17	14	12	15	12	10	12	10	9	7			
9	26	19	15	12	24	18	14	12	16	12	10	13	11	9	11	9	7	6			
10	25	18	14	11	23	16	13	10	14	11	9	12	9	8	10	8	6	5			

QUICK SELECTION TABLE

Number of 4' luminaires required for initial illumination of 50 footcandles

Luminaire suspension length = 18" Working Plane Height = 30" Floor Reflectance = .20

Room HT	8				9				10				12			
	Ceil RF		Wall RF		Ceil RF		Wall RF		Ceil RF		Wall RF		Ceil RF		Wall RF	
	80	70	80	70	80	70	80	70	80	70	80	70	80	70	80	70
10. 10.	2	3	3	3	3	3	3	4	3	3	4	4	3	4	4	5
10. 15.	3	4	4	4	3	4	4	5	4	4	5	5	4	5	6	7
15. 20.	6	6	6	7	6	6	7	8	6	7	8	8	7	8	9	10
15. 30.	8	8	9	10	8	9	10	10	8	10	10	11	9	11	12	13
20. 20.	7	8	8	9	7	8	9	9	8	9	9	10	8	10	10	12
20. 30.	10	11	11	12	10	11	12	13	11	12	13	14	11	13	14	16
20. 40.	13	14	15	16	13	14	15	17	14	15	16	18	15	17	18	20
20. 60.	19	20	21	22	19	21	22	24	20	22	23	25	21	24	25	28
30. 30.	14	15	16	17	15	16	17	18	15	16	18	19	16	18	19	21
30. 40.	18	19	21	22	19	20	22	23	19	21	23	24	21	23	24	26
30. 50.	23	24	26	27	23	25	27	28	24	26	28	29	25	27	30	32
30. 60.	27	28	31	32	28	29	31	33	28	30	33	34	30	32	35	37
60. 60.	52	53	58	59	53	55	59	61	54	56	61	63	55	59	63	66
60. 80.	68	70	76	78	69	72	77	80	70	73	79	82	72	76	82	86
60. 100.	85	87	94	96	86	89	96	98	87	90	98	101	89	94	101	106
100. 100.	140	142	154	156	141	144	156	159	142	146	158	161	145	150	162	168

AR617

6 3/4" Round Indirect/Direct

Linear Prismatic Lens - Indirect

Linear Prismatic Lens - Direct

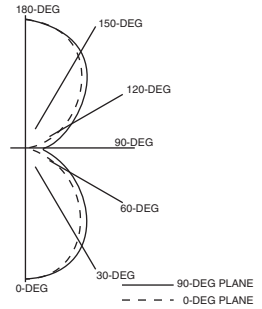
Catalog Number: AR617-4-X-LP/LP-F01-120-T8

Report Number: LTL #03716.ies

Luminaire Description: Extruded Aluminum Housing,
White Enamel Reflectors

Lamps: Four F32T8-TL741 rated at 2850
lumens each

Spacing Criteria: 0° 90°
1.2 1.3



CANDELA DISTRIBUTION		LUMENS				
	0.0	22.5	45.0	67.5	90.0	
0	1202	1202	1202	1202	1202	
5	1194	1196	1198	1190	1195	114
15	1150	1147	1155	1154	1162	326
25	1049	1051	1072	1078	1088	493
35	907	915	948	964	972	589
45	719	743	784	802	809	596
55	498	534	589	615	624	515
65	266	329	403	436	443	376
75	84	163	249	284	290	235
85	8	71	165	190	191	146
90	2	61	152	175	177	
95	14	77	168	193	191	152
105	98	175	260	294	296	247
115	281	342	415	444	452	389
125	512	548	601	622	627	525
135	730	753	794	810	812	604
145	912	922	952	970	974	593
155	1051	1053	1075	1080	1083	493
165	1148	1142	1153	1155	1154	325
175	1195	1189	1191	1185	1183	113
180	1195	1195	1195	1195	1195	

COEFFICIENTS OF UTILIZATION - ZONAL CAVITY METHOD

Effective Floor Cavity Reflectance 0.20

RC	80			70			50			30			10			0					
	RW	70	50	30	10	0	70	50	30	10	0	50	30	10	0	50	30	10	0		
0	64	64	64	64	59	59	59	59	50	50	50	41	41	41	33	33	33	30			
1	58	56	53	51	54	52	50	48	44	42	41	36	35	34	29	29	28	25			
2	53	49	45	42	49	45	42	39	38	36	34	32	30	29	26	25	24	21			
3	49	43	39	35	45	40	36	33	34	31	29	28	26	25	23	22	21	18			
4	45	38	34	30	41	35	31	28	30	27	25	25	23	21	21	19	18	16			
5	41	34	29	25	38	31	27	24	27	23	21	23	20	18	19	17	15	13			
6	38	30	25	22	34	28	24	21	24	21	18	20	18	16	17	15	13	12			
7	35	27	22	19	32	25	21	18	22	18	16	18	16	14	15	13	12	10			
8	32	24	20	17	29	23	19	16	20	16	14	16	14	12	14	12	10	9			
9	29	22	17	14	27	20	16	14	18	14	12	15	12	10	12	10	9	7			
10	27	20	16	13	25	19	15	12	16	13	11	14	11	9	11	9	8	7			

QUICK SELECTION TABLE

Number of 4' luminaires required for initial illumination of 50 footcandles

Luminaire suspension length = 18" Working Plane Height = 30" Floor Reflectance = .20

Room HT	8				9				10				12				
	Ceil RF		Wall RF		Ceil RF		Wall RF		Ceil RF		Wall RF		Ceil RF		Wall RF		
	80	70	80	70	80	70	80	70	80	70	80	70	80	70	80	70	
10. 10.	1	2	2	2	2	2	2	2	2	2	2	2	2	2	2	2	3
10. 15.	2	2	2	2	2	2	2	3	2	2	2	3	2	3	3	3	3
15. 20.	3	3	4	4	3	4	4	4	3	4	4	4	3	4	4	5	5
15. 30.	4	5	5	5	4	5	5	6	5	5	5	6	5	5	6	7	7
20. 20.	4	4	4	5	4	4	5	5	4	5	5	5	4	5	5	6	6
20. 30.	5	6	6	6	5	6	6	7	6	6	7	7	6	6	7	8	8
20. 40.	7	7	8	8	7	8	8	9	7	8	8	9	8	8	9	10	10
20. 60.	10	10	11	12	10	11	12	12	10	11	12	13	11	12	13	14	14
30. 30.	7	8	8	9	8	8	9	9	8	9	9	10	8	9	10	11	11
30. 40.	10	10	11	11	10	10	11	12	10	11	12	12	11	12	13	14	14
30. 50.	12	12	13	14	12	13	14	14	12	13	14	15	13	14	15	16	16
30. 60.	14	15	16	16	14	15	16	17	15	16	17	18	15	17	18		