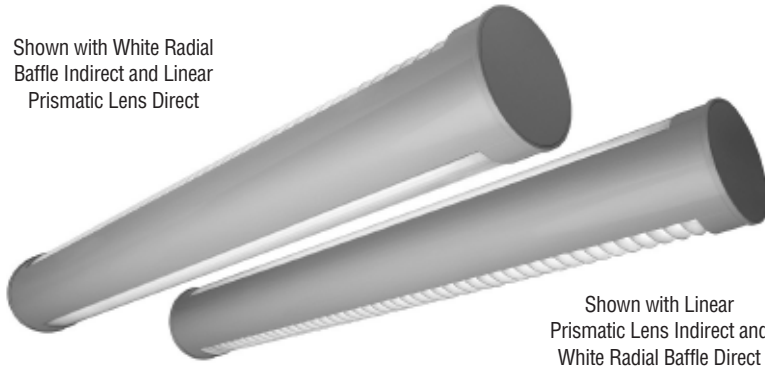


Round Series

Shown with White Radial Baffle Indirect and Linear Prismatic Lens Direct



Shown with Linear Prismatic Lens Indirect and White Radial Baffle Direct

Catalog Number	Type
Project Name	

AR610 • AR611 • AR620

6¾" Round
60° Indirect Aperture
110° Direct Aperture
(T8, T5 or T5HO Lamps)

S P E C I F I C A T I O N S

Housing

Two-piece .125" thick extruded aluminum. Die-cast aluminum end plates are secured with no visible fasteners. Standard lengths are 4', 8' and 12'. Provisions may be made for patterns and continuous rows of any length.

Finish

Standard and premium finishes are baked powder coat electrostatically applied (2.0 mil minimum thickness) to assure aesthetics and durability. Standard finish for stems and canopies is white.

Indirect Optical Controls

- (LP) Clear extruded 100% DR acrylic linear prismatic lens
- (BW) One-piece white aluminum radial baffle
- (WD) Clear extruded 100% DR acrylic linear prismatic wide distribution lens
- (OP) Open

Direct Optical Controls

- (LP) Clear extruded 100% DR acrylic linear prismatic lens
- (WD) Clear extruded 100% DR acrylic linear prismatic wide distribution lens

■ (BW) One-piece white aluminum radial baffle

Reflectors

Die-formed from .020" thick aluminum and finished with a high reflectance white enamel.

Ballast

Standard ballasts for T5 and T5HO lamps are UL/CUL listed, Class P, HPF, electronic, universal 120/277volt, programmed rapid start with <10% THD.

Standard ballasts for T8 lamps are UL/CUL listed, Class P, HPF, electronic, universal 120/277volt, instant start with <10% THD.

Circuitry

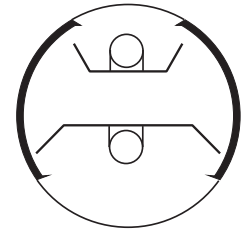
All fixtures are factory pre-wired for a single circuit. Provision for multiple switching/circuiting is optional.

Controls


Contact factory for control by Occupancy Sensors, Photo Controls and Daylight Harvesting.

Certification


All fixtures are UL/CUL listed for use in 'Dry Applications'. 'Damp Location' is optional.



AR610



AR611



AR620

Standard Lengths:
4', 8' and 12'

Mounting

CN = Cable (Non-Tbar) Fully Adjustable (36" Standard)
P = Rigid Stem (Up to 48" Standard)
K = Swivel Stem (Up to 48" Standard)
W = Wall
T = Telescoping End

Series
AR610
AR611
AR620

AR611-12-CN-LP/LP-F01M-V-T8-[]

Indirect Optical Controls

LP
Linear Prismatic Lens

BW
White Radial Baffle

WD
Wide Distribution Lens (AR610 only)

OP
Open

Direct Optical Controls

LP
Linear Prismatic Lens

WD
Wide Distribution Lens (AR610 only)

BW
White Radial Baffle

Standard Finishes

F01M Matte White
F01G Gloss White
Premium Finishes
F02 Ivory
F03 Stonewash
F04 Camel
F05 Gray Day
F06 Pebble Beach
F07 Steel
F08 Gray Seal
F09 Mocha
F10 Bronzed
F11 Black
F12 Ultrasonic Clear

F13 Merlot
F14 Red Skies
F15 Lemon
F16 Forest Hunter
F17 Olive
F18 Khaki
F19 Heather Green
F20 Blue Print
F21 Reflex Blue
F22 Navy
FCC Custom Color

Voltage

120
277
347

Lamp Type

T8
T5
T5HO

Options

SS-U/L (Upper/Lower) Lamp Row Switching (Common Neutral Utilized)

NLCKT
Separate Night Light Circuit

EMCKT
Separate Emergency Circuit

EBPL
Emergency Battery Pack (635-700 Lumens)

EBPH
Emergency Battery Pack (975-1325 Lumens)

Dim
Dimming

FS
Fused Ballasts

GTD
Generator Transfer Device

To view Wood Grain, Marble and Granite Finishes on our Website see "Products"-"Specialty Finishes".



AR611

6 3/4" Round Indirect/Direct

Linear Prismatic Lens - Indirect

Linear Prismatic Lens - Direct

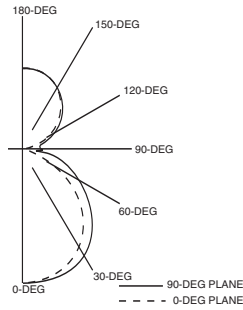
Catalog Number: AR611-4-X-LP/LP-F01-120-T12

Report Number: LTL #00525.ies

Luminaire Description: Extruded Aluminum Housing, White Enamel Reflectors

Lamps: Three F40T12/CW rated at 3150 lumens each

Spacing Criteria: 0° 90°
1.2 1.3



CANDELA DISTRIBUTION		LUMENS				
	0.0	22.5	45.0	67.5	90.0	
0	1088	1088	1088	1088	1088	
5	1075	1081	1082	1086	1088	103
15	1033	1042	1056	1066	1070	298
25	947	967	992	1014	1021	456
35	819	848	891	919	926	553
45	654	694	748	781	789	568
55	453	502	571	609	617	495
65	238	300	398	436	444	367
75	76	153	258	293	301	237
85	9	69	164	198	204	140
90	1	49	139	169	172	
95	9	49	129	153	157	114
105	59	95	149	170	172	140
115	164	189	219	235	240	210
125	293	301	319	329	332	282
135	414	413	421	428	430	325
145	512	511	514	519	520	322
155	586	587	585	589	591	271
165	636	638	636	638	639	180
175	661	662	662	664	664	63
180	665	665	665	665	665	

COEFFICIENTS OF UTILIZATION - ZONAL CAVITY METHOD

Effective Floor Cavity Reflectance 0.20

RC	80			70			50			30			10			0		
	70	50	30	10	70	50	30	10	50	30	10	50	30	10	50	30	10	0
0	60	60	60	60	56	56	56	56	49	49	49	43	43	43	37	37	37	34
1	54	52	50	48	51	49	47	45	43	41	40	37	36	35	32	32	31	28
2	50	45	42	39	46	43	40	37	38	35	33	33	31	30	29	27	26	24
3	45	40	36	33	42	38	34	31	33	31	28	29	27	25	25	24	22	20
4	42	36	31	28	39	34	30	27	30	27	24	26	24	22	23	21	19	18
5	38	32	27	24	35	30	26	23	26	23	21	23	21	18	20	18	17	15
6	35	28	24	20	33	27	22	20	24	20	18	21	18	16	18	16	14	13
7	32	25	21	18	30	24	20	17	21	18	15	19	16	14	16	14	13	11
8	30	23	18	15	28	21	17	15	19	16	13	17	14	12	15	13	11	10
9	27	20	16	13	26	19	15	13	17	14	12	15	12	11	13	11	9	8
10	25	19	14	12	24	18	14	11	16	12	10	14	11	9	12	10	8	7

QUICK SELECTION TABLE

Number of 4' luminaires required for initial illumination of 50 footcandles

Luminaire suspension length = 18" Working Plane Height = 30" Floor Reflectance = .20

Room HT	8				9				10				12			
	Ceil RF		Wall RF		Ceil RF		Wall RF		Ceil RF		Wall RF		Ceil RF		Wall RF	
	80	70	70	50	80	70	70	50	80	70	70	50	80	70	70	50
10. 10.	2	2	2	2	2	2	2	3	2	2	2	3	2	3	3	4
10. 15.	2	3	3	3	2	3	3	3	3	3	3	4	3	4	4	4
15. 20.	4	4	4	5	4	4	5	5	4	5	5	5	5	5	6	6
15. 30.	5	6	6	6	6	6	6	7	6	6	7	7	6	7	8	9
20. 20.	5	5	5	6	5	5	6	6	5	6	6	7	6	6	7	8
20. 30.	7	7	8	8	7	8	8	9	7	8	8	9	8	9	9	10
20. 40.	9	9	10	10	9	10	10	11	9	10	11	12	10	11	12	13
20. 60.	13	13	14	15	13	14	15	16	13	14	15	16	14	16	17	18
30. 30.	10	10	11	11	10	10	11	12	10	11	12	12	11	12	13	14
30. 40.	12	13	14	14	13	13	14	15	13	14	15	16	14	15	16	17
30. 50.	15	16	17	18	16	16	17	18	16	17	18	19	17	18	19	21
30. 60.	18	19	20	21	18	19	21	22	19	20	21	22	20	21	23	24
60. 60.	34	35	38	39	35	36	39	40	35	37	40	41	37	39	41	43
60. 80.	45	47	50	51	46	47	51	52	47	48	52	53	48	50	54	56
60. 100.	56	58	61	63	57	59	63	64	58	60	64	66	59	62	66	69
100. 100.	92	94	100	102	93	95	101	103	94	97	103	105	96	99	106	109

AR620

6 3/4" Round Indirect/Direct (T8 Lamps)

Linear Prismatic Lens - Indirect

Linear Prismatic Lens - Direct

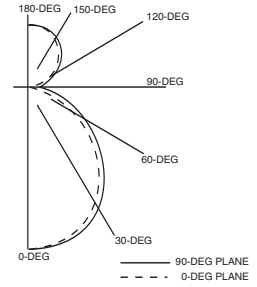
Catalog Number: AR620-4-X-LP/LP-F01-120-T8

Report Number: LTL #01112.ies

Luminaire Description: Extruded Aluminum Housing, White Enamel Reflector

Lamps: Four F032T8/RS rated at 2900 lumens each

Spacing Criteria: 0° 90°
1.2 1.3



CANDELA DISTRIBUTION		LUMENS				
	0.0	22.5	45.0	67.5	90.0	
0	1661	1661	1661	1661	1661	
5	1646	1652	1655	1660	1659	157
15	1581	1592	1608	1621	1622	453
25	1449	1476	1494	1512	1516	688
35	1253	1289	1322	1342	1342	821
45	1001	1043	1082	1096	1095	823
55	692	739	803	828	828	700
65	358	441	543	564	562	500
75	112	218	331	341	338	296
85	12	85	171	169	162	142
90	0	29	71	72	71	
95	6	26	53	54	53	46
105	53	89	117	116	111	108
115	157	186	207	208	204	195
125	289	303	318	320	316	279
135	407	422	432	436	437	330
145	502	514	527	535	535	328
155	574	582	595	604	606	274
165	623	628	633	642	645	179
175	648	651	651	654	653	62
180	654	654	654	654	654	

COEFFICIENTS OF UTILIZATION - ZONAL CAVITY METHOD

Effective Floor Cavity Reflectance 0.20

RC	80			70			50			30			10			0		
	70	50	30	10	70	50	30	10	50	30	10	50	30	10	50	30	10	0
0	62	62	62	62	59	59	59	59	52	52	52	47	47	47	42	42	42	39
1	57	54	52	50	54	51	49	48	46	45	43	42	40	39	37	36	36	33
2	52	48	44	41	49	45	42	40	41	38	36	37	35	33	33	32	30	28
3	47	42	38	35	45	40	37	34	36	33	31	33	31	29	30	28	26	24
4	44	37	33	30	41	36	32	29	32	29	27	29	27	25	27	24	23	21
5	40	33	29	25	38	32	28	24	29	25	23	26	23	21	24	21	20	18
6	37	30	25	22	35	28	24	21	26	22	20	24	21	18	21	19	17	16
7	34	27	22	19	32	26	21	18	23	20	17	21	18	16	19	17	15	14
8	31	24	20	17	29	23	19	16	21	18	15	19	16	14	17	15	13	12
9	29	22	17	14	27	21	17	14	19	15	13	17	14	12	16	13	11	10
10	27	20	15	13	25	19	15	12	17	14	12	16	13	11	14	12	10	9

QUICK SELECTION TABLE

Number of 4' luminaires required for initial illumination of 50 footcandles

Luminaire suspension length = 18" Working Plane Height = 30" Floor Reflectance = .20

Room HT	8				9				10				12				
	Ceil RF		Wall RF		Ceil RF		Wall RF		Ceil RF		Wall RF		Ceil RF		Wall RF		
	80	70	70	50	80	70	70	50	80	70	70	50	80	70	70	50	
10. 10.	1	2	2	2	2	2	2	2	2	2	2	2	2	2	2	2	3
10. 15.	2	2	2	2	2	2	2	3	2	2	3	3	2	3	3	3	3
15. 20.	3	3	3	4	3	4	4	4	3	4	4	4	3	4	4	4	5
15. 30.	4	5	5	5	4	5	5	5	4	5	5	5	5	5	6	6	7
20. 20.	4	4	4	5	4	4	5	5	4	5	5	5	4	5	5	6	7
20. 30.	5	6	6	6	6	6	6	7	6	6	7	7	6	6	7	8	9
20. 40.	7	7	8	8	7	8	8	8	7	8	8	9	7	8	8	9	10
20. 60.	10	10	11	11	10	11	11	12	10	11	12	13	11	12	13	14	15
30. 30.	8	8	8	9	8	8	9	9	8	9	9	10	8	9	10	11	11
30. 40.	10	10	11	11	10	11	11	12	10	11	12	12	11	12	12	13	13
30. 50.	12	13	13	14	12	13	14	14	13	13	14	15	13	14	15	16	16
30. 60.	14	15	16	16	15	15	16	17	15	16	17	17	15	17	18	19	19
60. 60.	27	28	29	30	28	28	30	31	28	29	31	32	29	30	32	33	33
60. 80.	36	37	39	39	36	37	39	40	36	37	40	41	38	39	42	43	43
60. 100.	44</																