

Square Series



Catalog Number	Type
Project Name	

AS401•AS402

4½" Square Direct
(T8, T5 or T5HO Lamps)

S P E C I F I C A T I O N S

Housing

One-piece .093" thick extruded aluminum. Die-cast aluminum end caps are secured with no visible fasteners. Standard lengths are 4', 8' and 12'. Provisions may be made for continuous rows of any length.

Finish

Standard and premium finishes are baked powder coat electrostatically applied (2.0 mil minimum thickness) to assure aesthetics and durability. Standard finish for stems and canopies is white.

Optical Control

■ (LP) Clear extruded 100% DR acrylic linear prismatic lens

Reflectors

Die-formed from .020" aluminum and finished with a high reflectance baked white enamel.

Ballast

Standard ballasts for T5 and T5HO lamps are UL/CUL listed, Class P, HPF, electronic, universal 120/277volt, programmed rapid start with <10% THD.

Standard ballasts for T8 lamps are UL/CUL Listed, Class P, HPF, Electronic, Universal 120/277volt, Instant Start with <10% THD.

Circuitry

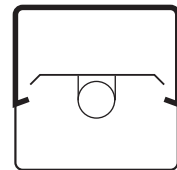
All fixtures are factory pre-wired for a single circuit. Provision for multiple switching/circuiting is optional.

Controls


Contact factory for control by Occupancy Sensors, Photo Controls and Daylight Harvesting.

Certification

All fixtures are UL/CUL listed for use in "Dry Applications". "Damp Location" is optional.



AS401



AS402

Standard Lengths:
4', 8' and 12'

Mounting

CN = Cable (Non-Tbar) Fully Adjustable (36" Standard)
P = Rigid Stem (Up to 48" Standard)
K = Swivel Stem (Up to 48" Standard)
J = Ceiling

Series
AS401
AS402

AS401-12-CN-LP-F01M-V-T8-[]

Optical Control
LP
Linear Prismatic
Lens

Standard Finishes

F01M Matte White
F01G Gloss White
Premium Finishes
F02 Ivory F13 Merlot
F03 Stonewash F14 Red Skies
F04 Camel F15 Lemon
F05 Gray Day F16 Forest Hunter
F06 Pebble Beach F17 Olive
F07 Steel F18 Khaki
F08 Gray Seal F19 Heather Green
F09 Mocha F20 Blue Print
F10 Bronzed F21 Reflex Blue
F11 Black F22 Navy
F12 Ultrasonic Clear FCC Custom Color

Voltage

120
277
347

Lamp Type

T8
T5
T5HO

Options

SS-L/R (Left/Right)
Lamp Row Switching
(Common Neutral Utilized)
NLCKT
Separate Night Light Circuit
EMCKT
Separate Emergency Circuit
EBPL
Emergency Battery Pack
(635-700 Lumens)
EBPH
Emergency Battery Pack
(975-1325 Lumens)

Dim
Dimming

FS
Fused Ballasts

GTD
Generator Transfer Device

To view Wood Grain, Marble and Granite Finishes
on our Website see "Products"- "Specialty Finishes".



AS401

4 1/2" Square Direct

AS401 LIBRARY STACK LIGHT

Length: 24' ROW (Centered in aisle)

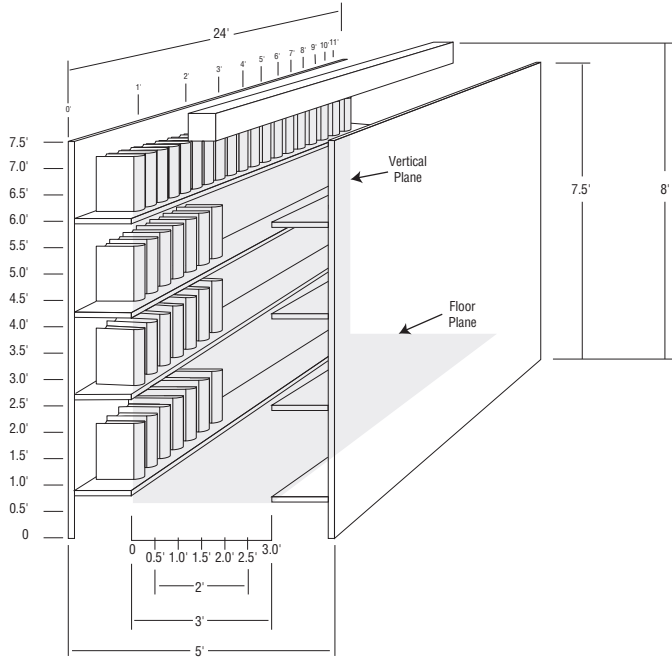
Ceiling Height: 8'-0"

Stack Height: 7.5'

Lamps: 6 - F40/T12 rated at 3150 lumens each

Reflectance: .80 ceiling, .30 stack, .20 floor

LLF: .72



ILLUMINANCE — VERTICAL PLANE

COORDINATES ARE GIVEN IN FEET, COMPUTED RESULTS ARE GIVEN IN FOOTCANDLES

7.50	19.6	28.7	31.5	32.2	32.4	32.6	32.6	32.6	32.7	32.7	32.7	32.7
7.00	23.9	35.8	39.4	40.4	4.08	4.09	41.0	41.0	41.1	41.1	41.1	41.1
6.50	27.0	40.1	44.9	46.3	46.8	47.0	47.1	47.2	47.2	47.2	47.2	47.2
6.00	27.7	40.0	45.5	47.4	48.0	48.3	48.5	48.5	48.6	48.6	48.6	48.6
5.50	26.0	36.1	41.5	43.7	44.5	44.9	45.1	45.2	45.3	45.3	45.3	45.3
5.00	23.0	30.4	35.0	37.2	38.2	38.6	38.9	39.0	39.1	39.1	39.1	39.2
4.50	20.0	25.5	29.1	31.1	32.1	32.6	32.8	33.0	33.1	33.1	33.2	33.2
4.00	17.6	21.7	24.5	26.2	27.1	27.6	27.9	28.1	28.2	28.3	28.3	28.3
3.50	15.5	18.6	20.7	22.1	23.0	23.5	23.8	24.0	24.1	24.2	24.2	24.2
3.00	14.2	16.6	18.3	19.5	20.3	20.8	21.0	21.2	21.4	21.4	21.5	21.5
2.50	13.0	15.0	16.4	17.4	18.0	18.5	18.8	18.9	19.1	19.1	19.2	19.2
2.00	11.9	13.4	14.4	15.2	15.8	16.2	16.4	16.6	16.8	16.8	16.9	16.9
1.50	11.2	12.5	13.4	14.0	14.5	14.9	15.1	15.3	15.4	15.5	15.6	15.6
1.00	10.7	11.8	12.5	13.1	13.5	13.9	14.1	14.3	14.4	14.4	14.5	14.5
0.50	10.1	11.0	11.6	12.1	12.5	12.8	13.0	13.2	13.3	13.4	13.4	13.5
	0.00	2.00	4.00	6.00	8.00	10.00	12.00					
	1.00	3.00	5.00	7.00	9.00	11.00						
	AVERAGE	MAXIMUM	MINIMUM	MEAN DEV.								
	27.6	48.6	10.1	10.73								

* Footcandle levels are symmetrical about \bar{C}



AS402

4 1/2" Square Direct (T8 Lamps)

AS402 LIBRARY STACK LIGHT

Length: 24' ROW (Centered in aisle)

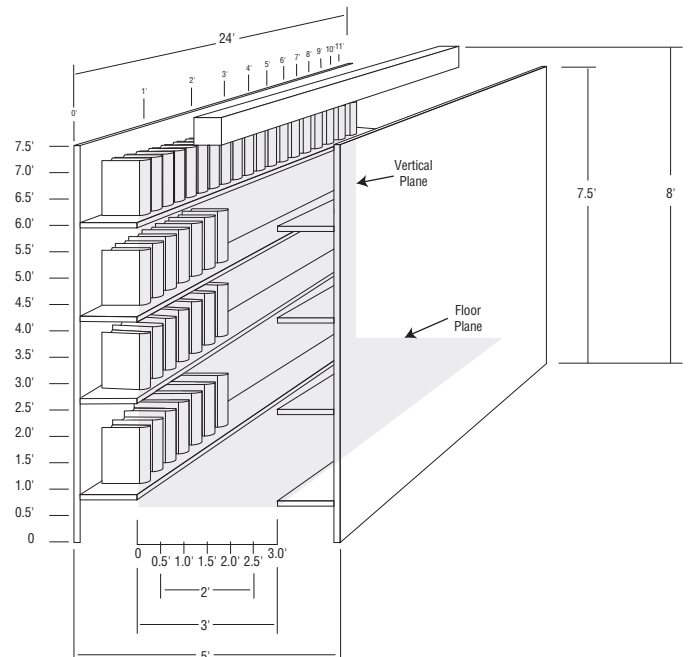
Ceiling Height: 8'-0"

Stack Height: 7.5'

Lamps: 12 - F32/T8 rated at 2900 lumens each

Reflectance: .80 ceiling, .30 stack, .20 floor

LLF: .72



ILLUMINANCE — VERTICAL PLANE

COORDINATES ARE GIVEN IN FEET, COMPUTED RESULTS ARE GIVEN IN FOOTCANDLES

7.50	27.8	39.8	43.5	44.5	44.8	45.0	45.0	45.1	45.1	45.1	45.1	45.1
7.00	33.0	48.1	53.0	54.4	54.8	55.0	55.1	55.2	55.2	55.2	55.3	55.3
6.50	36.9	53.5	59.8	61.8	62.4	62.7	62.9	62.9	63.0	63.0	63.0	63.0
6.00	39.7	56.7	64.2	66.8	67.7	68.1	68.3	68.4	68.5	68.5	68.6	68.6
5.50	38.9	53.8	61.4	64.6	65.8	66.4	66.7	66.8	66.9	67.0	67.0	67.0
5.00	35.5	46.9	53.7	57.0	58.5	59.2	59.5	59.8	59.9	59.9	60.0	60.0
4.50	31.6	40.1	45.8	48.9	50.4	51.2	51.6	51.9	52.0	52.1	52.1	52.2
4.00	28.1	34.6	39.1	41.8	43.4	44.2	44.6	44.9	45.1	45.2	45.3	45.3
3.50	25.1	30.1	33.5	35.8	37.2	38.1	38.5	38.8	39.0	39.1	39.2	39.3
3.00	23.0	27.0	29.9	31.8	33.1	33.9	34.3	34.6	34.9	35.0	35.1	35.1
2.50	21.3	24.6	26.8	28.5	29.5	30.3	30.7	31.0	31.3	31.4	31.5	31.5
2.00	19.5	22.0	23.7	25.1	26.0	26.7	27.1	27.4	27.6	27.8	27.9	27.9
1.50	18.4	20.6	22.0	23.2	24.0	24.6	25.0	25.3	25.5	25.7	25.8	25.8
1.00	17.6	19.4	20.7	21.7	22.4	23.0	23.4	23.6	23.9	24.0	24.1	24.1
0.50	16.6	18.2	19.3	20.2	20.8	21.3	21.7	22.0	22.2	22.3	22.4	22.4
	0.00	2.00	4.00	6.00	8.00	10.00	12.00					
	1.00	3.00	5.00	7.00	9.00	11.00						
	AVERAGE	MAXIMUM	MINIMUM	MEAN DEV.								
	41.4	68.6	16.6	13.91								

* Footcandle levels are symmetrical about \bar{C}

