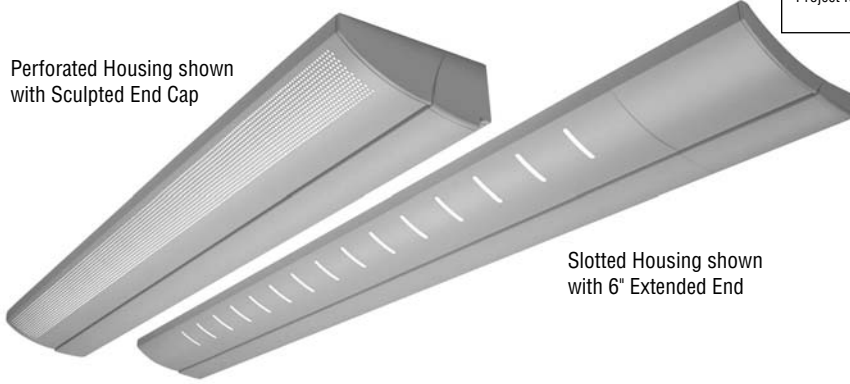


Luminata Series™

Perforated Housing shown with Sculpted End Cap



Slotted Housing shown with 6" Extended End

Catalog Number	Type
Project Name	

LMP01

6 1/2" x 2 7/8" Indirect
(T8, T5 or T5HO Lamps)

S P E C I F I C A T I O N S

Housing

- (PH) Perforated Housing - Two-piece .070" thick extruded aluminum with perforated hole pattern along front side. Perforations to be .125" on .185" staggered centers and backed with a translucent white acrylic diffuser.
- (SL) Slotted Housing - Two-piece .070" thick extruded aluminum with slotted hole pattern along front side. Slots to be 1/4" wide by 1 7/8" long on 3" centers and backed with a translucent white acrylic diffuser.
- (SH) Solid Housing - Two-piece .070" thick extruded aluminum.

End Caps

- (SE) Sculpted End - .090" thick die-cast aluminum finished to match fixture housing and secured with no visible fasteners.
- (XE) Extended End - 6" extension of extruded aluminum housing with a .125" low profile die cast end cap secured with no visible fasteners.

Finish

Standard and premium finishes are baked powder coat electrostatically applied (2.0 mil minimum thickness) to assure aesthetics and durability.

Reflectors

- (WR) Die-formed from .020" thick aluminum and finished with a high reflectance white enamel.

Ballast

Standard ballasts for T5 and T5HO lamps are UL/CUL listed, Class P, HPF, electronic, universal 120/277volt, programmed rapid start with <10% THD.

Standard ballasts for T8 lamps are UL/CUL listed, Class P, HPF, electronic, universal 120/277volt, instant start with <10% THD.

Circuitry

All fixtures are factory pre-wired for a single circuit. Provision for multiple switching/circuiting is optional.

Wiring

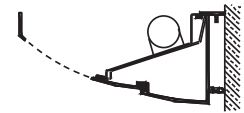
All fixtures intended for continuous rows are provided with factory installed quick-connect wiring.

Controls

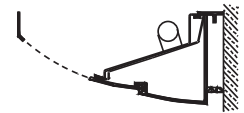
Contact factory for daylight and/or occupancy sensor controls.

Certification

All fixtures are UL/CUL listed for use in "Dry Applications". "Damp Location" is optional.



T8



T5 or T5HO

Series
LMP01

Standard Lengths:
4', 8' and 12'
For Continuous Rows see Note below

Mounting
W = Wall

LMP01-PH-XE-WR-12-W-FO1M-V-T8-[]

Housing Style	End Caps	Reflector	Standard Finishes	Voltage	Lamp Type	Options
PH Perforated	SE Sculpted End	WR White	F01M Matte White F01G Gloss White Premium Finishes F02 Ivory F13 Merlot F03 Stonewash F14 Red Skies F04 Camel F15 Lemon F05 Gray Day F16 Forest Hunter F06 Pebble Beach F17 Olive F07 Steel F18 Khaki F08 Gray Seal F19 Heather Green F09 Mocha F20 Blue Print F10 Bronzed F21 Reflex Blue F11 Black F22 Navy F12 Ultrasonic Clear FCC Custom Color	120 277 347	T8 T5 T5HO	NLCKT Separate Night Light Circuit EMCKT Separate Emergency Circuit EBPL Emergency Battery Pack (635-700 Lumens) EBPH Emergency Battery Pack (975-1325 Lumens)
SH Solid	XE 6" Extended End					Dim Dimming FS Fused Ballasts GTD Generator Transfer Device DC Clear Extruded 100% DR Acrylic Dust Cover
SL Slotted						

Note: For continuous rows over 12' specify nominal row length in 1' increments.

To view Wood Grain, Marble and Granite Finishes on our Website see "Products"-"Specialty Finishes".



Precision Architectural Lighting 4830 Timber Creek Drive Houston, Texas 77017
Tel 713.946.4343 Fax 713.946.4441 www.pal-lighting.com

