


Accentra Series™

Shown with Linear Prismatic Lens



Shown with White Radial Baffle

Catalog Number	Type
Project Name	

ACC01

3 1/4" x 3 1/4"

Rotatable (359°)

(T8, T5 or T5HO Lamps)

S P E C I F I C A T I O N S

Housing

One-piece, .063" thick extruded aluminum with locking provisions on both ends. Die-cast aluminum support modules and end plates are secured with no visible fasteners. Standard lengths are 2', 3', 4', 6' and 8'. Provisions may be made for continuous rows. Contact factory for row lengths over 96' for 120v and over 224' for 277v.

Finish

Standard and premium finishes are baked powder coat electrostatically applied (2.0 mil minimum thickness) to assure aesthetics and durability. Standard finish for stems and canopies is white.

Optical Controls

- (GDOP) General Distribution Open
- (GDLP) General Distribution Linear Prismatic Lens
- (GDBW) General Distribution White Aluminum Radial Baffle
- (GDBB) General Distribution Black Aluminum Radial Baffle
- (NDLP) Narrow Distribution Linear Prismatic Lens
- (NDUV) Narrow Distribution UV Filtering Lens
- (WDOP) Wide Distribution Open

- (WDBW) Wide Distribution White Aluminum Radial Baffle
- (WDBB) Wide Distribution Black Aluminum Radial Baffle

Reflectors

For General Distribution – Die-formed from .020" thick aluminum and finished with a high reflectance white enamel.

For Narrow Distribution – Die-formed from .020" thick high reflectance specular aluminum.

For Wide Distribution – Die-formed from .020" thick high reflectance specular aluminum.

Ballast

Standard ballasts for T5 and T5HO lamps are UL/CUL Listed, Class P, HPF, electronic, universal 120/277volt, programmed rapid start with <10% THD.

Standard ballasts for T8 lamps are UL/CUL listed, Class P, HPF, electronic, universal 120/277volt, instant start with <10% THD.

Circuitry

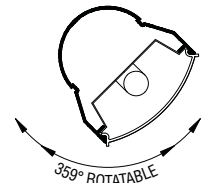
All fixtures are factory pre-wired for a single circuit. Provision for multiple switching/circuiting is optional.

Controls

Contact factory for control by Occupancy Sensors, Photo Controls and Daylight Harvesting.

Certification

All fixtures are UL/CUL listed for use in "Dry Applications". "Damp Location" is optional.



Standard Lengths:
2', 3', 4', 6' and 8'

Mounting

- CT = Cable (15/16" Tbar) Fully Adjustable (36" Standard)
- CN = Cable (Non-Tbar) Fully Adjustable (36" Standard)
- P = Rigid Stem (Up to 48" Standard)
- K = Swivel Stem (Up to 48" Standard)
- JT = Tbar Ceiling Mounting
- JN = Non-Tbar Ceiling Mounting
- W = Wall (6", 12", 18", 24")

Series
ACC01

ACC01-6-W(24)-GDLP-F01M-V-T5HO-[]

Optical Controls	Mounting	Standard Finishes	Voltage	Lamp Type	Options
GDOP General Distribution Open	NDLP Narrow Distribution Linear Prismatic Lens	F01M Matte White F01G Gloss White Premium Finishes	120 277 * 347 * Contact Factory	T5 T5HO T8	NLCKT (N/A for 2' or 3') Separate Night Light Circuit Dim (N/A for 2' or 3') Dimming EMCKT (N/A for 2' or 3') Separate Emergency Circuit FS Fused Ballasts EBPL (N/A for 2' or 3') Emergency Battery Pack (635-700 Lumens) GTD (N/A for 2' or 3') Generator Transfer Device EBPH (N/A for 2' or 3') Emergency Battery Pack (975-1325 Lumens)
GDLP General Distribution Linear Prismatic Lens	NDUV Narrow Distribution UV Filtering Lens	F02 Ivory F03 Stonewash F04 Camel F05 Gray Day F06 Pebble Beach F07 Steel F08 Gray Seal F09 Mocha F10 Bronzed F11 Black F12 Ultrasonic Clear			
GDBW General Distribution White Aluminum Radial Baffle	WDOP Wide Distribution Open	F13 Merlot F14 Red Skies F15 Lemon F16 Forest Hunter F17 Olive F18 Khaki F19 Heather Green F20 Blue Print F21 Reflex Blue F22 Navy FCC Custom Color			
GDBB General Distribution Black Aluminum Radial Baffle	WDBW Wide Distribution White Aluminum Radial Baffle WDBB Wide Distribution Black Aluminum Radial Baffle				

To view Wood Grain, Marble and Granite Finishes on our Website see "Products"-"Specialty Finishes".



Precision Architectural Lighting 4830 Timber Creek Drive Houston, Texas 77017
Tel 713.946.4343 Fax 713.946.4441 www.pal-lighting.com

ACC01

3 1/4" x 3 1/4" Rotatable (359°) (T5HO Lamps)

General Distribution – Linear Prismatic Lens

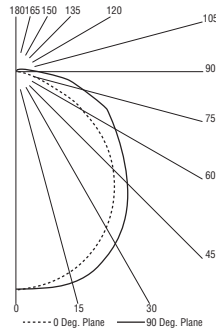
Catalog Number: ACC01-4-X-GDLP-F01G-120-T5HO

Report Number: LTL #08325.ies

Luminaire Description: Extruded Aluminum Housing with White Enamel Aluminum Reflector and Linear Prismatic General Distribution Lens.

Lamps: One Sylvania FP54/830/HO Rated at 4400 Lumens Each

Total Luminaire Efficiency = 75.1%



CANDELA DISTRIBUTION		LUMENS				
	0.0	22.5	45.0	67.5	90.0	
0	1056	1056	1056	1056	1056	
5	1049	1054	1060	1055	1057	101
15	1010	1023	1042	1052	1058	293
25	932	955	990	1003	1011	452
35	817	850	889	896	902	546
45	665	691	725	746	758	555
55	478	488	549	598	620	490
65	251	304	402	476	504	387
75	89	162	280	329	341	262
85	14	59	152	184	187	136
90	0	28	98	120	124	
95	0	10	52	74	79	50
105	0	6	19	31	37	20
115	0	3	11	18	20	11
125	0	0	3	5	6	3
135	0	0	0	0	2	0
145	0	0	0	0	0	0
155	0	0	0	0	0	0
165	0	0	0	0	0	0
175	0	0	0	0	0	0
180	0	0	0	0	0	0

Narrow Distribution – Linear Prismatic Lens

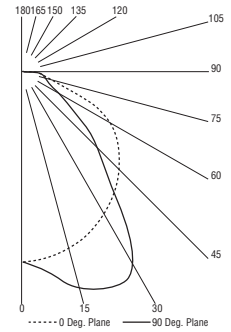
Catalog Number: ACC01-4-X-NDLP-F01G-120-T5HO

Report Number: LTL #08415.ies

Luminaire Description: Extruded Aluminum Housing with Specular Aluminum Reflector and Linear Prismatic Narrow Distribution Lens.

Lamps: One Sylvania FP54/830/HO Rated at 4400 Lumens Each

Total Luminaire Efficiency = 71.6%



CANDELA DISTRIBUTION		LUMENS				
	0.0	22.5	45.0	67.5	90.0	
0	1098	1098	1098	1098	1098	1098
5	1091	1100	1118	1123	1130	107
15	1055	1110	1208	1262	1285	337
25	988	1115	1262	1323	1351	562
35	898	1076	1224	1097	1012	676
45	790	950	798	639	622	597
55	664	657	391	335	324	421
65	465	257	172	175	179	233
75	135	86	98	119	126	117
85	11	26	54	82	93	59
90	0	12	36	61	70	
95	0	6	21	39	46	25
105	0	3	9	14	16	9
115	0	1	5	9	10	5
125	0	1	3	4	6	2
135	0	0	1	1	3	1
145	0	0	0	0	0	0
155	0	0	0	0	0	0
165	0	0	0	0	0	0
175	0	0	0	0	0	0
180	0	0	0	0	0	0

COEFFICIENTS OF UTILIZATION - ZONAL CAVITY METHOD

Effective Floor Cavity Reflectance 0.20

RC	80			70			50			30			10			0		
	70	50	30	10	70	50	30	10	50	30	10	70	50	30	10	0		
0	89	89	89	89	87	87	87	87	82	82	82	79	79	79	75	75	73	
1	81	77	74	71	79	76	73	70	72	70	67	69	67	65	66	64	63	61
2	74	68	63	58	72	66	61	57	63	59	56	60	57	54	58	55	53	51
3	68	60	54	49	66	59	53	48	56	51	47	54	50	46	52	48	45	44
4	62	53	47	42	60	52	46	41	50	45	40	48	43	40	46	42	39	37
5	57	47	40	35	55	46	40	35	44	39	34	42	38	34	41	37	33	32
6	52	42	35	30	51	41	35	30	40	34	30	38	33	29	37	32	29	27
7	48	38	31	26	47	37	31	26	36	30	26	34	29	26	33	29	25	24
8	44	34	27	23	43	33	27	23	32	27	23	31	26	22	30	25	22	21
9	41	30	24	20	40	30	24	20	29	23	19	28	23	19	27	22	19	18
10	38	28	22	17	37	27	21	17	26	21	17	25	21	17	25	20	17	15

COEFFICIENTS OF UTILIZATION - ZONAL CAVITY METHOD

Effective Floor Cavity Reflectance 0.20

RC	80			70			50			30			10			0		
	70	50	30	10	70	50	30	10	50	30	10	70	50	30	10	0		
0	85	85	85	85	83	83	83	83	79	79	79	75	75	75	72	72	72	71
1	79	76	73	71	77	74	72	70	71	69	67	68	67	65	66	64	63	62
2	73	68	64	60	71	67	63	60	64	61	58	62	59	57	59	57	55	54
3	68	61	56	52	66	60	55	52	58	54	51	56	52	50	54	51	49	47
4	62	55	49	45	61	54	49	45	52	48	44	50	47	43	49	45	43	41
5	57	49	43	39	56	48	43	39	47	42	38	45	41	38	44	40	37	36
6	53	44	38	34	52	44	38	34	42	37	34	41	37	33	40	36	33	32
7	49	40	34	30	48	39	34	30	38	33	30	37	33	29	36	32	29	28
8	45	36	30	26	44	35	30	26	34	29	26	33	29	26	33	28	25	24
9	42	32	26	23	41	32	26	23	31	26	22	30	25	22	29	25	22	21
10	39	29	24	20	38	29	24	20	28	23	20	27	23	20	27	23	20	18

QUICK SELECTION TABLE

Number of 4' luminaires required for initial illumination of 50 footcandles

Luminaire suspension length = 18" Working Plane Height = 30" Floor Reflectance = .20

Room HT	8				9				10				12			
	Ceil RF		Wall RF		Ceil RF		Wall RF		Ceil RF		Wall RF		Ceil RF		Wall RF	
	80	70	50	30	80	70	50	30	80	70	50	30	80	70	50	30
10. 10.	2	3	3	3	3	3	3	3	3	3	3	4	3	4	4	5
10. 15.	3	3	4	4	3	4	4	4	4	4	4	5	4	5	5	6
15. 20.	5	6	6	6	6	6	6	7	6	7	7	7	6	7	8	9
15. 30.	7	8	8	9	8	9	9	9	8	9	9	10	9	10	10	12
20. 20.	7	7	7	8	7	8	8	8	7	8	8	9	8	9	9	10
20. 30.	9	10	10	11	10	11	11	12	10	11	11	12	11	12	13	14
20. 40.	12	13	13	14	13	14	14	15	13	14	15	16	14	16	16	18
20. 60.	18	19	19	20	18	20	20	21	19	21	21	23	20	22	23	25
30. 30.	13	14	15	15	14	15	15	16	14	16	16	17	15	17	17	19
30. 40.	18	18	19	20	18	19	20	21	19	20	20	22	19	21	22	24
30. 50.	22	23	23	24	22	23	24	25	23	24	25	26	24	26	27	29
30. 60.	26	27	28	29	26	28	28	30	27	29	29	31	28	31	31	34
60. 60.	49	51	52	53	50	52	53	55	51	53	53	57	52	56	57	60
60. 80.	65	67	69	70	66	68	70	72	67	70	71	74	69	72	74	78
60. 100.	81	83	85	87	82	84	87	89	83	86	88	91	85	89	92	95
100. 100.	133	135	139	141	134	137	141	143	135	139	143	146	138	143	147	151

QUICK SELECTION TABLE

Number of 4' luminaires required for initial illumination of 50 footcandles

Luminaire suspension length = 18" Working Plane Height = 30" Floor Reflectance = .20

Room HT	8				9				10				12			
	Ceil RF		Wall RF		Ceil RF		Wall RF		Ceil RF		Wall RF		Ceil RF		Wall RF	
	80	70	50	30	80	70	50	30	80	70	50	30	80	70	50	30
10. 10.	2	3	3	3	2	3	3	3	3	3	3	3	3	4	4	4
10. 15.	3	3	3	4	3	4	4	4	3	4	4	4	4	5	5	5
15. 20.	5	6	6	6	6	6	6	7	6	6	6	7	6	6	7	8
15. 30.	8	8	8	9	8	8	8	9	8	8	9	9	8	9	9	10
20. 20.	7	7	7	8	7	8	8	8	7	8	8	9	8	9	9	10
20. 30.	10	10	10	11	10	11	11	11	10	11	11	11	10	11	11	12
20. 40.	12	13	13	14	13	14	14	15	13	14	15	15	14	15	16	17
20. 60.	18	19	20	20	19	20	20	21	19	20	20	21	19	21	21	22
30. 30.	14	14	15	15	14	15	15	16	15	16	16	17	15	17	17	18
30. 40.	18	19	19	20	18	19	20	21	19	20	20	21	20	21	21	23
30. 50.	22	23	24	24	23	24	24	25	23	24	24	25	24	25	26	28
30. 60.	26	27	28	29	27	28	29	30	27	29	30	31	29	31	31	33
60. 60.	51	52	54	55	52	53	55	56	52	54	56	57	54	56	57	60
60. 80.	67	69	71	72	68	70	72	73	69	71	73	75	71	74	75	78
60. 100.	84	86	88	89	85	87	89	91	86	88	90	92	87	91	93	96
100. 100.	138	140	143	145	139	142	145	147	140	143	147	149	142	147	150	154