


Delgada Series™

Catalog Number	Type
Project Name	

Shown with 4 1/2" Extended End and Round Perf Lens



Shown with Flat End and Semi-Specular Parabolic Baffle

DCS02

7⁵/₈" x 2" Indirect/Direct
(T8 Lamps)

S P E C I F I C A T I O N S

Housing

Two-piece .080" thick extruded aluminum. Standard lengths are 4' and 8'. Provisions may be made for patterns and continuous rows of any length.

End Caps

- (FE) Flat End – .100" thick die-cast aluminum finished to match fixture housing and secured with no visible fasteners
- (XE) 4 1/2" Extended End – .100" thick die-cast aluminum finished to match fixture housing and secured with no visible fasteners

Finish

Standard and premium finishes are baked powder coat electrostatically applied (2.0 mil minimum thickness) to assure aesthetics and durability. Standard finish for stems and canopies is white.

Indirect Optical Controls

- (OP) Open Top
- (DC) Clear Extruded 100% Acrylic Dust Cover

Direct Optical Controls

- (PB) 3/4" deep semi-specular aluminum parabolic baffle with blades on 1 1/2" centers
- (PBW) 3/4" deep white aluminum parabolic baffle with blades on 1 1/2" centers
- (RDPL) .118" thick acrylic optical panel with .080" round openings on .110 centers (50% open area)

- (SQPL) .118" thick acrylic optical panel with .080" square openings on .110 centers (50% open area)
- (MPL) .115" thick acrylic compression molded micro-prismatic lens

Reflectors

Die-formed from .020" thick high reflectance specular aluminum.

Ballast

Standard ballasts for T8 lamps are UL/CUL listed, Class P, HPF electronic, universal 120/277volt, instant start with <10% THD.

Circuitry

All fixtures are factory pre-wired for a single circuit. Provision for multiple switching/circuiting is optional.

Wiring

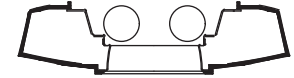
All fixtures intended for continuous rows are provided with factory installed quick-connect wiring.

Controls

Contact factory for control by Occupancy Sensors, Photo Controls and Daylight Harvesting.

Certification

All fixtures are UL/CUL listed for use in "Dry Applications". "Damp Location" is optional.



Standard Lengths:

4' and 8'

Mounting

- CT = Cable (15/16" Tbar) Fully Adjustable (36" Standard)
- CN = Cable (Non-Tbar) Fully Adjustable (36" Standard)
- P = Rigid Stem (Up to 48" Standard)
- K = Swivel Stem (Up to 48" Standard)

Series
DCS02

DCS02-XE-8-CT-OP/MPL-FO1M-V-T8-[]

End Caps	Indirect Optical Controls	Direct Optical Controls	Standard Finish	Voltage	Lamp Type	Options
FE Flat End	OP Open Top	PB Semi-Specular Parabolic Baffle	F01M Matte White	120	T8	SS-L/R (Left/Right) Lamp Row Switching (Common Neutral Utilized)
XE 4 1/2" Extended End	DC Dust Cover	PBW White Parabolic Baffle	Premium Finishes F01G Gloss White	277		NLCKT Separate Night Light Circuit
		RDPL Round Perf Lens	F02 Ivory	347		EMCKT Separate Emergency Circuit
		SQPL Square Perf Lens	F03 Stonewash			EBPL Emergency Battery Pack (635-700 Lumens)
		MPL Micro-Prismatic Lens	F04 Camel			EBPH Emergency Battery Pack (975-1325 Lumens)
			F05 Gray Day			
			F06 Pebble Beach			
			F07 Steel			
			F08 Gray Seal			
			F09 Mocha			
			F10 Bronzed			
			F11 Black			
			F12 Ultrasonic Clear			
			F13 Merlot			
			F14 Red Skies			
			F15 Lemon			
			F16 Forest Hunter			
			F17 Olive			
			F18 Khaki			
			F19 Heather Green			
			F20 Blue Print			
			F21 Reflex Blue			
			F22 Navy			
			FCC Custom Color			
						Dim Dimming
						FS Fused Ballasts
						GTD Generator Transfer Device
						AO Translucent White Acrylic Overlay above Baffle
						DS Integral Mount Daylight Sensor



DCS02

Indirect/Direct - T8 Lamps

DCS02-OP/PB-T8

Open Up / Semi-Specular Baffle Down

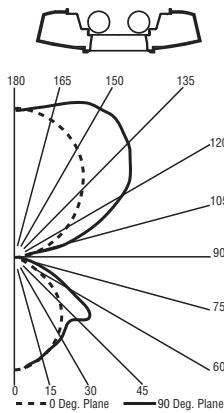
Catalog Number: DCS02-X-4-X-OP/PB-F01M-120-T8

Report Number: LTL#10335.ies

Luminaire Description: Extruded Aluminum Housing with Specular Aluminum Reflector and Semi-Specular Aluminum Baffle Open Top

Lamps: Two Philips F32T8/TL830/ALTO Rated at 2850 Lumens Each

Total Luminaire Efficiency = 79.8%
67% Up 33% Down



DCS02-OP/SQPL-T8

Open Up / Acrylic Optical Panel Down

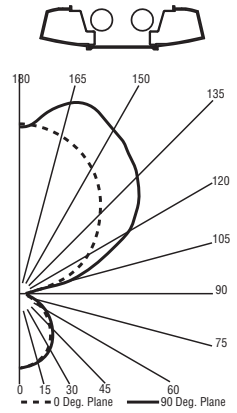
Catalog Number: DCS02-X-4-X-OP/SQPL-F01M-120-T8

Report Number: LTL#10339.ies

Luminaire Description: Extruded Aluminum Housing with Specular Aluminum Reflector and Frosted Patterned Acrylic Enclosure Open Top

Lamps: Two Philips F32T8/TL830/ALTO Rated at 2850 Lumens Each

Total Luminaire Efficiency = 79.8%
78% Up 22% Down



DCS02-OP/MPL-T8

Open Up / Micro-Prismatic Lens Down

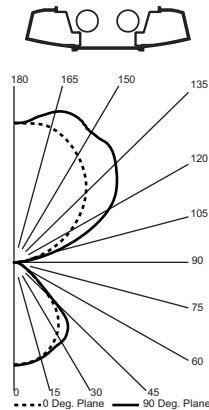
Catalog Number: DCS02-X-4-X-OP/MPL-F01M-120-T8

Report Number: LTL#22465.ies

Luminaire Description: Extruded Aluminum Housing with Specular Aluminum Reflector and Micro-Prismatic Acrylic Lens Open Top

Lamps: Two Philips F32T8/TL830/ALTO Rated at 2850 Lumens Each

Total Luminaire Efficiency = 87.9%
71% Up 29% Down



Visit www.pal-lighting.com for complete photometric reports.

