


# Delgada Series™

Catalog Number	Type
Project Name	

Shown with 4 1/2" Extended End and Round Perf Lens



Shown with Flat End and Semi-Specular Parabolic Baffle

## DRS01

7 1/4" x 2" Indirect/Direct  
(T5 or T5HO Lamps)

### S P E C I F I C A T I O N S

#### Housing

Two-piece .080" thick extruded aluminum. Standard lengths are 4' and 8'. Provisions may be made for patterns and continuous rows of any length.

#### End Caps

- (FE) Flat End – .100" thick die-cast aluminum finished to match fixture housing and secured with no visible fasteners
- (XE) 4 1/2" Extended End – .100" thick die-cast aluminum finished to match fixture housing and secured with no visible fasteners

#### Finish

Standard and premium finishes are baked powder coat electrostatically applied (2.0 mil minimum thickness) to assure aesthetics and durability. Standard finish for stems and canopies is white.

#### Direct Optical Controls

- (PB) 3/4" deep semi-specular aluminum parabolic baffle with blades on 1 1/2" centers
- (PBW) 3/4" deep white aluminum parabolic baffle with blades on 1 1/2" centers
- (RDPL) .118" thick acrylic optical panel with .080" round openings on .110 centers (50% open area)
- (SQPL) .118" thick acrylic optical panel with .080" square openings on .110 centers (50% open area)

#### Reflectors

Die-formed from .020" thick high reflectance specular aluminum.

#### Ballast

Standard ballasts for T5 and T5HO lamps are UL/CUL listed, Class P, HPF electronic, universal 120/277volt, programmed rapid start with <10% THD.

#### Circuitry

All fixtures are factory pre-wired for a single circuit. Provision for multiple switching/circuiting is optional.

#### Wiring

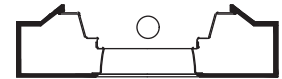
All fixtures intended for continuous rows are provided with factory installed quick-connect wiring.

#### Controls

Contact factory for control by Occupancy Sensors, Photo Controls and Daylight Harvesting.

#### Certification

All fixtures are UL/CUL listed for use in "Dry Applications". "Damp Location" is optional.



#### Standard Lengths:

4' and 8'

#### Mounting

- CT = Cable (15/16" Tbar) Fully Adjustable (36" Standard)
- CN = Cable (Non-Tbar) Fully Adjustable (36" Standard)
- P = Rigid Stem (Up to 48" Standard)
- K = Swivel Stem (Up to 48" Standard)

Series  
DRS01

## DRS01-XE-8-CT-PB-F01M-V-T5HO-[]

End Caps	Direct Optical Controls	Standard Finishes	Voltage	Lamp Type	Options
<b>FE</b> Flat End	<b>PB</b> Semi-Specular Parabolic Baffle	<b>F01M</b> Matte White <b>F01G</b> Gloss White	120	T5	<b>NLCKT</b> Separate Night Light Circuit
<b>XE</b> 4 1/2" Extended End	<b>PBW</b> White Parabolic Baffle	<b>Premium Finishes</b> <b>F02</b> Ivory <b>F03</b> Stonewash <b>F04</b> Camel <b>F05</b> Gray Day <b>F06</b> Pebble Beach <b>F07</b> Steel <b>F08</b> Gray Seal <b>F09</b> Mocha <b>F10</b> Bronzed <b>F11</b> Black <b>F12</b> Ultrasonic Clear	277 *347 *Contact Factory	T5HO	<b>EMCKT</b> Separate Emergency Circuit <b>EBPL</b> Emergency Battery Pack (635-700 Lumens) <b>EBPH</b> Emergency Battery Pack (975-1325 Lumens)
	<b>RDPL</b> Round Perf Lens <b>SQPL</b> Square Perf Lens	<b>F13</b> Merlot <b>F14</b> Red Skies <b>F15</b> Lemon <b>F16</b> Forest Hunter <b>F17</b> Olive <b>F18</b> Khaki <b>F19</b> Heather Green <b>F20</b> Blue Print <b>F21</b> Reflex Blue <b>F22</b> Navy <b>FCC</b> Custom Color			<b>Dim</b> Dimming <b>FS</b> Fused Ballasts <b>GTD</b> Generator Transfer Device <b>DC</b> Clear Acrylic Dust Cover <b>AO</b> Translucent White Acrylic Overlay above Baffle

To view Wood Grain, Marble and Granite Finishes on our Website see "Products"-"Specialty Finishes".



Precision Architectural Lighting 4830 Timber Creek Drive Houston, Texas 77017  
Tel 713.946.4343 Fax 713.946.4441 www.pal-lighting.com

# DRS01

## Indirect/Direct - T5HO Lamps

### Semi-Specular Baffle

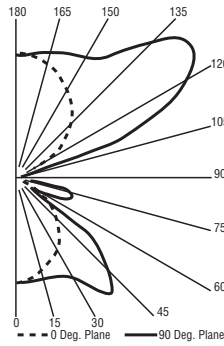
Catalog Number: DRS01-FE-4-CT-PB-F01M-120-T5HO

Report Number: LTL#10331.ies

Luminaire Description: Extruded Aluminum Housing with Specular Aluminum Reflector and Semi-Specular Aluminum Baffle Open Top

Lamps: One Philips F54T5/841/HO/ALTO Rated at 4400 Lumens

Total Luminaire Efficiency = 85.5%  
67% Up 33% Down



### CANDELA DISTRIBUTION

	LUMENS					
	0.0	22.5	45.0	67.5	90.0	
0	443	443	443	443	443	
5	441	440	443	442	442	42
15	414	418	432	443	448	122
25	371	382	414	446	463	192
35	310	336	400	498	579	265
45	237	286	438	513	536	310
55	143	233	277	222	179	200
65	22	45	86	123	168	90
75	5	6	10	20	34	21
85	1	2	2	2	3	2
90	1	1	1	1	1	1
95	20	42	8	10	11	31
105	80	302	362	271	245	288
115	161	320	618	688	703	506
125	245	335	614	846	909	527
135	326	388	504	708	796	420
145	394	435	508	565	595	315
155	449	471	515	550	564	236
165	488	495	516	531	537	146
175	509	506	511	513	512	49
180	508	508	508	508	508	

### COEFFICIENTS OF UTILIZATION - ZONAL CAVITY METHOD

Effective Floor Cavity Reflectance 0.20

RC	80				70				50				30				10				0			
	RW	70	50	30	10	70	50	30	10	50	30	10	50	30	10	50	30	10	50	30	10	0		
0	88	88	88	88	79	79	79	79	63	63	63	48	48	48	35	35	35	28						
1	81	78	75	72	73	70	68	65	56	55	53	43	42	41	32	31	30	25						
2	74	69	64	60	67	62	58	55	50	47	45	39	37	36	29	28	27	22						
3	68	61	55	50	61	55	50	46	45	41	38	35	33	31	26	24	23	19						
4	62	54	47	43	56	49	44	39	40	36	33	31	29	26	23	22	20	17						
5	57	48	41	36	51	43	38	34	35	31	28	28	25	23	21	19	17	14						
6	52	43	36	31	47	39	33	29	32	27	24	25	22	20	19	17	15	13						
7	48	38	32	27	43	35	29	25	28	24	21	22	19	17	17	15	13	11						
8	44	34	28	23	40	31	26	22	25	21	18	20	17	15	15	13	11	9						
9	41	31	24	20	37	28	22	19	23	19	16	18	15	13	13	11	10	8						
10	38	28	22	18	34	25	20	16	21	17	14	16	13	11	12	10	9	7						

### Acrylic Optical Panel

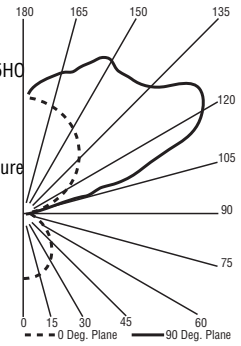
Catalog Number: DRS01-FE-4-CT-SQPL-F01M-120-T5HO

Report Number: LTL#10337.ies

Luminaire Description: Extruded Aluminum Housing with Specular Aluminum Reflector with Frosted Patterned Acrylic Enclosure Open Top

Lamps: One Philips F54T5/841/HO/ALTO Rated at 4400 Lumens

Total Luminaire Efficiency = 85.7%  
80% Up 20% Down



### CANDELA DISTRIBUTION

	LUMENS					
	0.0	22.5	45.0	67.5	90.0	
0	306	306	306	306	306	306
5	305	305	306	304	304	29
15	290	290	292	292	292	82
25	261	262	267	268	269	122
35	221	224	228	231	232	142
45	175	177	181	183	184	139
55	127	129	131	132	133	117
65	81	82	83	81	81	81
75	41	41	40	38	38	42
85	11	10	9	7	7	10
90	1	1	1	1	1	1
95	21	35	9	11	12	30
105	97	338	365	251	229	296
115	190	392	708	815	824	590
125	282	494	668	932	1005	610
135	364	533	687	785	837	507
145	433	574	753	785	806	428
155	487	587	674	755	806	309
165	526	581	643	682	695	178
175	547	555	577	588	592	55
180	545	545	545	545	545	

### COEFFICIENTS OF UTILIZATION - ZONAL CAVITY METHOD

Effective Floor Cavity Reflectance 0.20

RC	80				70				50				30				10				0			
	RW	70	50	30	10	70	50	30	10	50	30	10	50	30	10	50	30	10	50	30	10	0		
0	86	86	86	86	76	76	76	76	57	57	57	40	40	40	25	25	25	17						
1	78	75	72	69	69	66	64	61	50	49	47	36	35	34	22	22	21	15						
2	71	65	61	56	63	58	54	51	44	42	39	31	30	28	20	19	18	13						
3	65	58	52	47	57	51	46	42	39	36	33	28	26	24	18	17	16	11						
4	60	51	45	40	52	45	40	36	35	31	28	25	23	21	16	15	14	10						
5	54	45	39	34	48	40	35	31	31	27	24	22	20	18	14	13	12	8						
6	50	40	34	29	44	36	30	26	28	24	21	20	17	15	13	11	10	7						
7	46	36	30	25	41	32	27	23	25	21	18	18	15	13	11	10	9	6						
8	43	33	26	22	37	29	24	20	22	19	16	16	14	12	10	9	8	6						
9	39	29	23	19	35	26	21	17	20	16	14	15	12	10	9	8	7	5						
10	37	27	21	17	32	24	19	15	18	15	12	13	11	9	9	7	6	4						

