

Catalog Number	Type
Project Name	


Microlinea Series™

MLP-I1/D2 • MLP-I2/D2

Shown with Linear Prismatic Lens

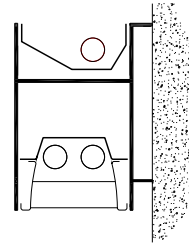


Shown with White Parabolic Baffle

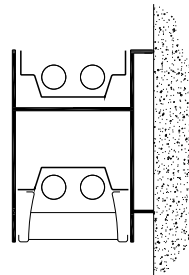


3 1/8" x 5" Indirect/Direct (T5 Lamps)

ADA Compliant



MLP-I1/D2
T5



MLP-I2/D2
T5

S P E C I F I C A T I O N S

Housing

One-piece .080" thick extruded aluminum. Die-cast aluminum end caps are secured with no visible fasteners. Standard lengths are 4', 8' and 12'. Provisions may be made for continuous rows of any length.

Finish

Standard and premium finishes are baked powder coat electrostatically applied (2.0 mil minimum thickness) to assure aesthetics and durability.

Indirect Optical Controls

- (OP) Open
- (DC) Clear extruded 100% DR acrylic dust cover

Direct Optical Controls

- (PB) 3/4" deep semi-specular aluminum parabolic baffle with blades on 1 1/2" centers
- (PBW) 3/4" deep white aluminum parabolic baffle with blades on 1 1/2" centers
- (LP) Clear extruded 100% DR acrylic linear prismatic lens
- (TWA) Translucent white extruded 100% DR acrylic lens
- (FC) Frosted clear extruded DR acrylic lens

Reflectors

- Indirect - Die-formed from .020" thick high reflectance specular aluminum.
- Direct - Die-formed from .020" thick aluminum and finished with a high reflectance white enamel.

Ballast

Standard ballasts for T5 lamps are UL/CUL listed, Class P, HPF, electronic, universal 120/277volt, programmed rapid start with <10% THD.

Circuitry

All fixtures are factory pre-wired for a single circuit. Provision for multiple switching/circuiting is optional.

Wiring

All fixtures intended for continuous rows are provided with factory installed quick-connect wiring.

Controls

Contact factory for control by Occupancy Sensors, Photo Controls and Daylight Harvesting.

Certification

All fixtures are UL/CUL listed for use in 'Dry Applications'. 'Damp Location' is optional.

Series

MLP-I1/D2
MLP-I2/D2

Standard Lengths:

4', 8' and 12'

Mounting

W = Wall

MLP-I2/D2-12-W-DC/PB-F01M-V-T5-[]

Indirect Optical Controls	Direct Optical Controls	Standard Finishes	Voltage	Lamp Type	Options
OP Open	PB Semi-Specular Parabolic Baffle	F01M Matte White F01G Gloss White Premium Finishes	120	T5	SS-U/L (Upper/Lower) Lamp Row Switching (Common Neutral Utilized)
DC Clear Dust Cover	PBW White Parabolic Baffle	F02 Ivory F03 Stonewash F04 Camel F05 Gray Day F06 Pebble Beach F07 Steel F08 Gray Seal F09 Mocha F10 Bronzed F11 Black F12 Ultrasonic Clear	277 347		NLCKT Separate Night Light Circuit EMCKT Separate Emergency Circuit EBPL Emergency Battery Pack (635-700 Lumens) EBPH Emergency Battery Pack (975-1325 Lumens)
	LP Linear Prismatic Lens	F13 Merlot F14 Red Skies F15 Lemon F16 Forest Hunter F17 Olive F18 Khaki F19 Heather Green F20 Blue Print F21 Reflex Blue F22 Navy FCC Custom Color			Dim Dimming FS Fused Ballasts GTD Generator Transfer Device AO White Acrylic Baffle Overlay
	TWA Translucent White Acrylic Lens				
	FC Frosted Clear Lens				

To view Wood Grain, Marble and Granite Finishes on our Website see "Products"->"Specialty Finishes".



MLP-I1/D2

Indirect/Direct - T5 Lamps

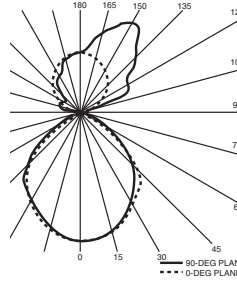
Semi-Specular Aluminum Parabolic Baffle

Catalog Number: MLP-I1/D2-4-W-OP/PB-F01M-120-T5
Report Number: LTL#13057.ies

Luminaire Description: Extruded Aluminum Housing with Specular Aluminum Reflector Up and White Aluminum Reflector Down and Semi-Specular Parabolic Baffle and Open Top

Lamps: Three Philips F28T5/835/ALTO
 Rated at 2610 Lumens Each

Total Luminaire Efficiency = 57.8%
 45% Up 55% Down



CANDELA DISTRIBUTION LUMENS

	0.0	22.5	45.0	67.5	90.0	112.5	135.0	157.5	180.0
0	1217	1217	1217	1217	1217	1217	1217	1217	1217
5	1217	1215	1220	1214	1212	1209	1216	1210	1212
15	1180	1177	1175	1156	1144	1143	1158	1155	1156
25	1076	1065	1056	1050	1033	1029	1027	1035	1044
35	938	912	898	897	886	865	862	872	900
45	754	738	706	703	697	663	665	692	704
55	306	345	420	444	441	394	365	301	263
65	65	80	102	118	108	86	78	70	57
75	20	21	20	25	27	20	16	17	17
85	4	3	3	3	3	2	2	2	4
90	0	0	1	1	1	0	0	0	0
95	17	16	24	55	19	39	54	46	54
105	257	286	282	199	91	60	41	122	144
115	501	477	385	400	185	156	133	85	68
125	538	549	584	564	278	233	214	159	177
135	748	752	799	603	364	336	316	299	295
145	961	949	831	620	435	420	371	374	382
155	921	868	763	601	494	489	439	434	279
165	769	727	662	577	537	545	530	522	524
175	596	585	580	565	561	560	569	567	568
180	562	562	562	562	562	562	562	562	562

MLP-I1/D2

Indirect/Direct - T5 Lamps

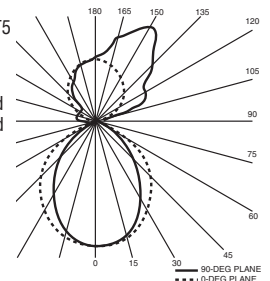
Linear Prismatic Acrylic Lens

Catalog Number: MLP-I1/D2-4-W-OP/LP-F01M-120-T5
Report Number: LTL#13055.ies

Luminaire Description: Extruded Aluminum Housing with Specular Aluminum Reflector Up and White Aluminum Reflector Down and Linear Prismatic Acrylic Lens and Open Top

Lamps: Three Philips F28T5/835/ALTO
 Rated at 2610 Lumens Each

Total Luminaire Efficiency = 56.6%
 46% Up 54% Down



CANDELA DISTRIBUTION LUMENS

	0.0	22.5	45.0	67.5	90.0	112.5	135.0	157.5	180.0
0	1138	1138	1138	1138	1138	1138	1138	1138	1138
5	1132	1129	1136	1132	1131	1127	1131	1124	1126
15	1072	1071	1081	1087	1088	1076	1067	1050	1048
25	927	940	980	997	1003	977	948	904	888
35	690	708	784	862	874	827	740	680	666
45	485	498	548	652	699	609	528	485	471
55	275	294	343	415	473	387	322	271	254
65	145	151	178	224	222	209	164	141	135
75	88	91	96	99	78	89	90	85	83
85	33	34	37	31	13	23	26	25	24
90	7	7	7	4	0	2	4	4	4
95	17	16	24	55	19	39	54	46	54
105	257	286	282	199	91	60	41	122	144
115	501	477	385	400	185	156	133	85	68
125	538	549	584	564	278	233	214	159	177
135	748	752	799	603	364	336	316	299	295
145	961	949	831	620	435	420	371	374	382
155	921	868	763	601	494	489	439	434	279
165	769	727	662	577	537	545	530	522	524
175	596	585	580	565	561	560	569	567	568
180	562	562	562	562	562	562	562	562	562

MLP-I2/D2

Indirect/Direct - T5 Lamps

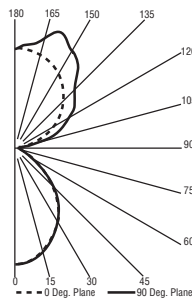
White Aluminum Parabolic Baffle

Catalog Number: MLP-I2/D2-4-W-OP/PBW-F01M-120-T5
Report Number: LTL#13047.ies

Luminaire Description: Extruded Aluminum Housing with Specular Aluminum Reflector Up and White Aluminum Reflector Down and White Parabolic Baffle and Open Top

Lamps: Four Philips F28T5/835/ALTO
 Rated at 2610 Lumens Each

Total Luminaire Efficiency = 66.1%
 63% Up 37% Down



CANDELA DISTRIBUTION LUMENS

	0.0	22.5	45.0	67.5	90.0	
0	1321	1321	1321	1321	1321	
5	1306	1307	1318	1312	1313	124
15	1194	1201	1224	1227	1230	342
25	1034	1040	1033	1040	1054	479
35	843	832	818	836	868	522
45	623	604	604	605	613	468
55	380	375	367	341	339	324
65	171	175	188	191	197	185
75	91	91	93	98	102	100
85	21	21	23	24	25	26
90	0	0	0	0	0	0
95	47	86	71	66	62	80
105	223	314	374	378	379	359
115	429	544	592	632	652	574
125	623	833	774	846	852	715
135	798	1068	1072	1000	985	778
145	947	1141	1281	1273	1271	751
155	1066	1142	1379	1434	1438	599
165	1149	1197	1242	1324	1362	357
175	1192	1191	1219	1228	1229	116
180	1188	1188	1188	1188	1188	

MLP-I2/D2

Indirect/Direct - T5 Lamps

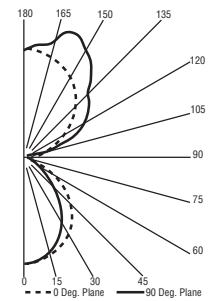
Linear Prismatic Acrylic Lens

Catalog Number: MLP-I2/D2-4-W-OP/LP-F01M-120-T5
Report Number: LTL#13046.ies

Luminaire Description: Extruded Aluminum Housing with Specular Aluminum Reflector Up and White Aluminum Reflector Down and Linear Prismatic Acrylic Lens and Open Top

Lamps: Four Philips F28T5/835/ALTO
 Rated at 2610 Lumens Each

Total Luminaire Efficiency = 64.2%
 65% Up 35% Down



CANDELA DISTRIBUTION LUMENS

	0.0	22.5	45.0	67.5	90.0	
0	1137	1137	1137	1137	1137	
5	1131	1129	1133	1126	1129	107
15	1088	1081	1074	1060	1060	303
25	1003	987	964	922	907	440
35	874	844	762	694	678	480
45	699	631	538	492	478	433
55	473	401	333	283	265	311
65	222	216	171	146	140	179
75	78	94	93	88	85	94
85	13	27	32	30	29	30
90	0	2	4	6	6	6
95	47	86	71	66	62	80
105	223	314	374	378	379	359
115	429	544	592	632	652	574
125	623	833	774	846	852	715
135	798	1068	1072	1000	985	778
145	947	1141	1281	1273	1271	751
155	1066	1142	1379	1434	1438	599
165	1149	1197	1242	1324	1362	357
175	1192	1191	1219	1228	1229	116
180	1188	1188	1188	1188	1188	

Note: See Website for additional Photometric Reports.



Precision Architectural Lighting 4830 Timber Creek Drive Houston, Texas 77017
 Tel 713.946.4343 Fax 713.946.4441 www.pal-lighting.com